

## Winter Craft Ideas



If winter weather has you stuck indoors, it can be helpful to have a plan on how to entertain the family while at home. A craft can be a great way to pass the time and create something for the home. Consider starting with a beginner level craft from D.I.Y. @ DG™. Purchase the tools you need in advance or find a crafts include tools you may already have by visiting D.I.Y. @ DG™ at [crafts.dollargeneral.com](https://crafts.dollargeneral.com).


### Glitter Unicorn Art

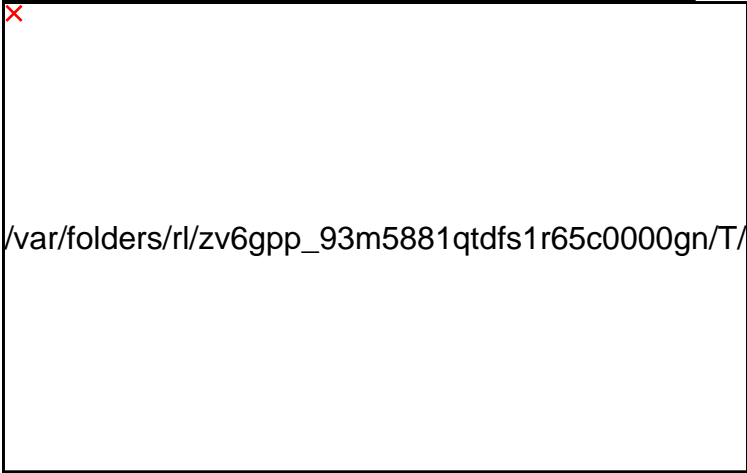


Add some sparkle to your life with this magical unicorn wall art! Use our free pattern download or customize with your own art!

### **What You'll Need:**

- [Crafter's Closet Project Knife](#)
- Crafter's Closet Modern Metallic Glitter Paper
- Crafter's Closet Cutting Mst
- Spray Adhesive
- 8.5" x 11" Simple White Frame
- Ruler
- [FREE Unicorn Template \(\)](#)
- [FREE Pastel Pattern Background \(\)](#)

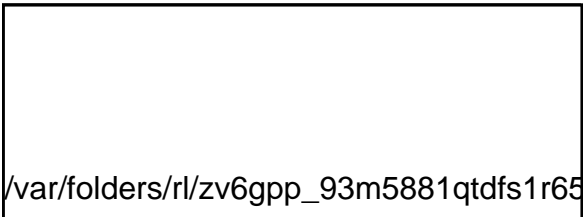





- Part 1:**
- Step 1: Download Unicorn Template and apply spray adhesive to the back of the pink glitter paper.
  - Step 2: Mount the downloaded unicorn silhouette.
  - Step 3: Using the craft knife, carefully cut out the unicorn silhouette.
  - Step 4: Trim the glitter paper to the size of the mounted unicorn. 8.5x11"



- Part 2:**
- Step 1: Apply spray adhesive to the back of the cut-out unicorn.
  - Step 2: Line up and mount the pink glitter unicorn over the downloaded pattern strips.





**Step 3:**

Add a simple white frame to make your unicorn art pop!

Discover more ways to spend the day inside with a guide to entertaining kids on a snow day [here](#).